

ACFL/BM/2019/61

13TH May, 2019

The Chairman

Bangladesh Securities and Exchange Commission

Securities Commission Bhaban

Plot: E-6/C, Agargaon

Sher-e-Bangla Nagar

Dhaka-1207, Bangladesh.

The Managing Director

Dhaka Stock Exchange Limited (DSE)

Stock Exchange Building

9/F Motijheel C/A, Dhaka-1000.

The Managing Director

Chittagong Stock Exchange Limited (CSE)

1080, Sheikh Mujib Road

Agrabad, Chittagong-4100

Subject: Intimation about NAV, EPS and NOCFPS and unaudited Financial Statements for the Third Quarter (Q3) period ended 31st March, 2019.

Dear Sir,

We are pleased to inform you that the Board of Directors of Aman Cotton Fibrous Limited in its Board meeting started from 2:30 p.m. to 3.30 p.m. on 13th May 2019 has approved the unaudited financial statements of the company for the Third Quarter (Q3) period ended on 31st March 2019 and declare the following financial results:

Amount in Taka

Particulars	01.07.18 to 31.03.19	01.07.17 to 31.03.18	01.01.19 to 31.03.19	01.01.18 to 31.03.18
Revenue	1,160,707,720	1,143,254,490	377,350,540	344,701,086
Net Profit after tax	191,418,289	195,101,385	47,155,745	60,982,389
Basic Earnings per share(EPS) of Tk 10 each	1.94	1.97	0.48	0.62
Net Operating Cash Flow per Share (NOCFPS)	0.50	0.94	-	-

Particulars	31 st March, 2019	30 th June 2018
Net Assets Value (NAV) per share	43.42	42.33

We have also enclosed the unaudited financial statements for the Third Quarter (Q3) period ended 31st March 2019.


This is for your kind information and record.

Thank you

Yours sincerely,


(Md. Rafiqul Islam)
Managing Director

Enclosure: As stated



CORPORATE OFFICE
2, ISHAKHA AVENUE
SECTOR-6, UTTARA,
D. H. A. K. A. - 1, 2, 3, 0
B. A. N. G. L. A. D. E. S. H.
TEL : 880-2-7911691-3
FAX : 880-2-58950510

F A C T O R Y
BOIRAGIRCHALA
SREEPUR, GAZIPUR
TEL : 06825-52740-1
FAX : 06825-52742






www.amancotton.com

alc

AMAN COTTON FIBROUS LIMITED
Statement of Financial Position
As at March 31, 2019.

ASSETS	Notes	Amount in Taka	
		March 31, 2019	June 30, 2018
Non Current Assets :		1,759,741,281	1,774,400,292
Property, Plant and Equipment	3.00	1,343,204,015	1,384,228,123
Capital Work in Progress		416,537,266	390,172,169
Current Assets :		3,792,250,983	2,854,217,155
Investment in Listed Securities	4.00	93,035	83,266
Inventories		974,419,770	983,576,574
Investment		746,547,367	-
Accounts and Other Receivables	5.00	842,515,212	839,831,316
Advances, Deposits & Pre-Payments		973,939,909	813,286,370
Loan to Sister Concern		143,281,587	99,281,472
Cash & Cash Equivalents	6.00	111,454,103	118,158,157
Total Assets		5,551,992,264	4,628,617,447
SHAREHOLDERS' EQUITY & LIABILITY			
Shareholders' Equity :		4,378,041,514	3,386,614,445
Share Capital -Paid up	7.00	1,008,333,330	800,000,000
Share Premium		591,666,658	-
Retained Earnings	8.00	2,512,679,346	2,321,261,057
Available For Sale (AFS) Reserve		(20,058)	(28,850)
Revaluation Surplus		265,382,238	265,382,238
Non Current Liabilities :		138,763,224	141,964,555
Long Term Borrowings- Net of Current Maturity		50,429,891	57,109,673
Deferred Tax Liability	9.00	88,333,333	84,854,882
Current Liabilities :		1,035,187,526	1,100,038,447
Short Term Borrowings		845,496,665	903,821,390
Long Term Borrowings-Current Maturity		30,288,816	25,007,233
Accounts Payable	10.00	9,414,104	9,286,365
Liabilities for Expenses & Others	11.00	80,164,718	113,820,903
Provision for Taxation	12.00	69,823,224	48,102,556
Total Liabilities & Shareholders' Equity		5,551,992,264	4,628,617,447
NAV per share with revaluation	13.01	43.42	42.33
NAV per share without revaluation	13.02	40.79	39.02

The annexed notes form an integral part of these Financial Statements.

Company Secretary Chief Financial Officer Director Managing Director Chairman

Signed as per annexed report on even date.

AMAN COTTON FIBROUS LIMITED
Statement of Profit or Loss and Other Comprehensive Income
For the period ended March 31, 2019.

Particulars	Notes	Nine Months Ended		Third Quarter Ended	
		Amount in Taka		Amount in Taka	
		July 01, 2018 to March 31, 2019	July 01, 2017 to March 31, 2018	Jan 01, 2019 to March 31, 2019	Jan 01, 2018 to March 31, 2018
Sales		1,160,707,720	1,143,254,490	377,350,540	344,701,086
Cost of Sales		(876,565,222)	(863,820,266)	(305,779,234)	(272,031,985)
Gross Profit		284,142,498	279,434,224	71,571,306	72,669,101
Operating Expenses:		(35,066,898)	(29,020,660)	(7,646,625)	(8,669,465)
Administrative Expenses		(32,529,319)	(25,971,679)	(6,756,634)	(5,629,363)
Selling and Distribution Expenses		(2,537,579)	(3,048,981)	(889,991)	(3,040,102)
Operating Profit		249,075,600	250,413,564	63,924,681	63,999,636
Financial Expenses		(14,132,113)	(37,980,637)	(5,478,873)	(14,130,483)
Profit before Other Income		234,943,487	212,432,927	58,445,808	49,869,153
Non Operating Income		1,955,494	3,163,777	562,716	258,653
Profit before Contribution to WPPF		236,898,981	215,596,705	59,008,524	50,127,807
Contribution to WPPF		(11,280,904)	(10,266,510)	(2,809,930)	(2,387,039)
Profit before Tax		225,618,077	205,330,195	56,198,594	47,740,768
Provision for Tax:		(34,199,788)	(10,228,810)	(9,042,849)	13,241,621
Current Tax		(30,722,314)	(23,109,825)	(7,360,517)	(10,384,188)
Deferred Tax		(3,477,475)	12,881,015	(1,682,332)	23,625,809
Net Profit after Tax		191,418,289	195,101,385	47,155,745	60,982,389
Other Comprehensive Income :		8,792	9,651	(21,643)	(6,223)
Unrealized gain/(loss) on securities available for sale		9,769	10,723	(24,048)	(6,915)
Related tax		(977)	(1,072)	2,405	691
Tax on Revaluation reserve		-	195,111,036	-	-
Total Comprehensive Income		191,427,081	195,111,036	47,134,102	60,976,166
Earnings Per Share		14.00	1.94	1.97	0.48
					0.62

The annexed notes form an integral part of these Financial Statements.


Company Secretary


Chief Financial Officer


Director


Managing Director


Chairman

Signed as per annexed report on even date.

Place : Dhaka
Date : May 13, 2019

AMAN COTTON FIBROUS LIMITED
Statement of Changes in Equity
For the period ended March 31, 2019.

Amount In Taka

Particulars	Share Capital	Share Premium	Revaluation Surplus	Available for Sale (AFS) Reserve	Retained Earnings	Total
Balance as on July 01, 2018	800,000,000	-	265,382,238	(28,850)	2,321,261,057	3,386,614,445
New Share Issued	208,333,330	-	-	-	-	208,333,330
Share Premium		591,666,658	-	-	-	591,666,658
Unrealized gain/(loss) on securities available for sale	-	-	-	9,769	-	9,769
Related tax	-	-	-	(977)	-	(977)
Profit for the period	-	-	-	-	191,418,289	191,418,289
Balance as on 31-03- 2019	1,008,333,330	591,666,658	265,382,238	(20,058)	2,512,679,346	4,378,041,514

Statement of Changes in Equity
For the period ended March 31, 2018

Amount In Taka

Particulars	Share Capital	Share Premium	Revaluation Surplus	Available for Sale (AFS) Reserve	Retained Earnings	Total
Balance as on July 01, 2017	800,000,000	-	265,382,238	(38,637)	2,063,982,851	3,129,326,452
Unrealized gain/(loss) on securities available for sale	-	-	-	10,723	-	10,723
Related tax	-	-	-	(1,072)	-	(1,072)
Profit for the period	-	-	-	-	195,101,385	195,101,385
Balance as on 31-03- 2018	800,000,000	-	265,382,238	(28,986)	2,259,084,236	3,324,437,488







Company Secretary Chief Financial Officer Director Managing Director Chairman

Signed as per annexed report on even date.

Place : Dhaka
 Date : May 13, 2019

AMAN COTTON FIBROUS LIMITED
Statement of Cash Flows
For the period ended March 31, 2019

Particulars	Note	Amount in Taka	
		March 31, 2019	March 31, 2018
Cash Flows from Operating Activities :			
Cash Received from Customer & Others		1,172,851,140	1,194,268,420
Cash Paid to Suppliers, Employees & Others		(1,114,390,172)	(1,078,535,991)
Cash Generated from Operations		58,460,968	115,732,429
Tax Paid		(9,001,647)	(40,916,732)
Net Cash Generated from Operating Activities		49,459,321	74,815,697
Cash Flows from Investing Activities:			
Acquisition of Property, Plant & Equipment		-	(3,537,076)
Capital Work In Progress		(26,365,097)	(133,792)
Investment		(728,022,514)	-
Loan to Sister Concern		(44,000,115)	-
Advance against Land Development		1,543,038	(665,000)
Dividend Income		3,006	48,170
Net Investment in shares		-	6,784,618
Net Cash Used in Investing Activities		(796,841,682)	2,496,921
Cash Flows from Financing Activities:			
Increase/(Decrease) in Long Term Borrowing		(1,398,199)	(25,740,748)
Increase/(Decrease) in Short Term Borrowing		(58,324,725)	(6,471,391)
Increase/(Decrease) in Share Capital		208,333,330	-
Increase/(Decrease) in Share Premium		591,666,658	-
Increase/(Decrease) in Dividend Payable		45,933,037	-
Interest Paid		(45,743,952)	(53,647,126)
Net Cash flow From/(Used) in Financing Activities		740,466,149	(85,859,265)
Net Increase/(Decrease) in cash and cash equivalents		(6,916,212)	(8,546,648)
Cash & Cash Equivalents at the beginning including For. Ex. gain/(loss)		118,158,157	38,987,811
Cash & Cash Equivalents at the ending of the year		111,241,945	30,441,163
Add, Unrealized foreign exchange gain/(loss) in cash & cash equivalents		212,158	98,098
Cash and Cash Equivalents at Closing including For. Ex. gain/(loss)		111,454,103	30,539,261

Net operating cash flow per share (NOCFPS)

21.01


0.50

0.94


Company Secretary


Chief Financial Officer


Director


Managing Director


Chairman

Signed as per annexed report on even date.

Place : Dhaka

Date : May 13, 2019